

# Complete Question-by-Question Dataset

The June 2026 SimplyWise Trades & Technology Index · N = 1,140

Funnel: 1,346 responses collected → 1,206 qualified (ages 18-29) → 1,140 completed all content questions. Analytical base N = 1,140. Fielded May 2026 via SurveyMonkey Audience; non-probability, opt-in, directional.

## Q1 · AGE

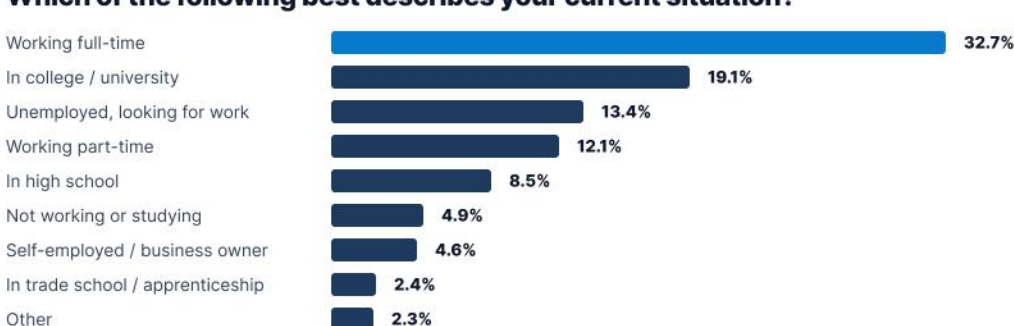
### What is your age?



Qualified base N = 1,206 (under-18 and 30+ screened out).

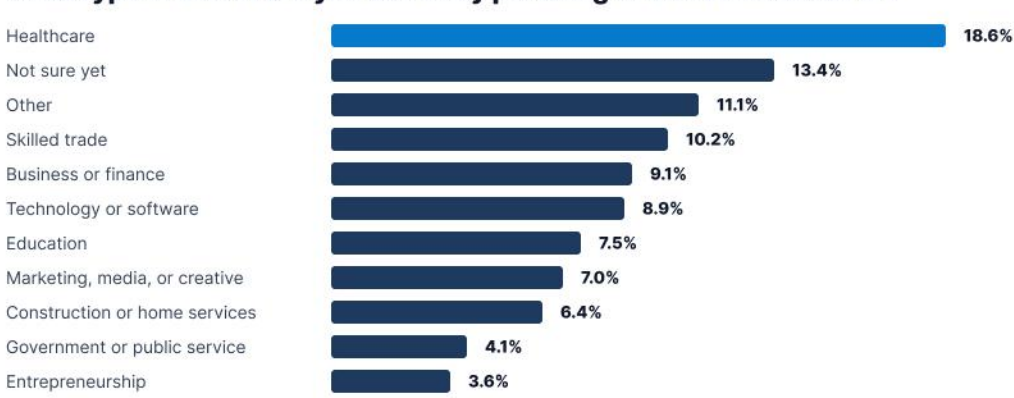
## Q2 · CURRENT SITUATION

### Which of the following best describes your current situation?



## Q3 · CAREER PURSUING

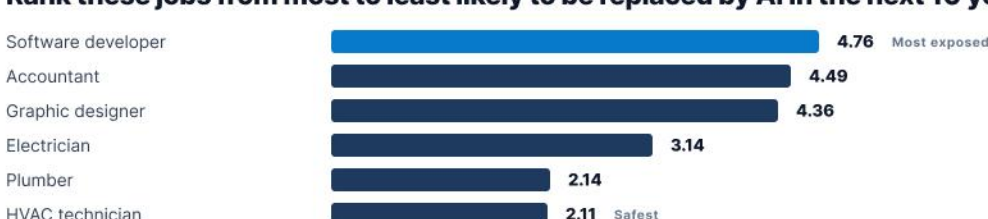
### What type of career are you currently pursuing or most interested in?



Trades combined (skilled trade + construction / home services): 16.58% (n = 189).

## Q4 · AI-DISRUPTION RANKING

### Rank these jobs from most to least likely to be replaced by AI in the next 10 years



Weighted mean rank, 1 to 6 scale (higher = more likely to be replaced). Reported as Figure 1.

## Q5 · AI & CAREER THINKING

### Has AI changed how you think about your future career?



YES (net): 49.65% say AI has changed how they think about their career.

## Q6 · OPEN-ENDED

### If yes, how has AI changed your thinking? (free text)

1,140 free-text responses collected. This was an open-ended question; representative verbatim answers appear in the report's "In their own words" section. No quantitative distribution.

## Q7 · SAFER IN AN AI FUTURE

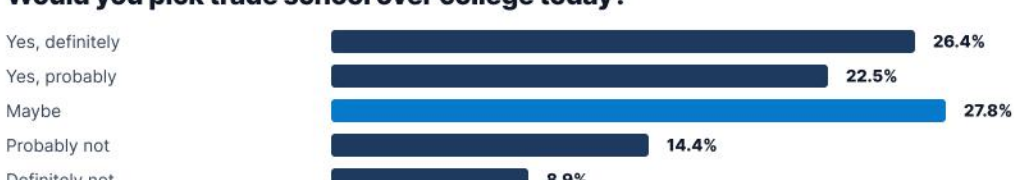
### Which career path feels safer in an AI future?



Among current college students: skilled trades 52%, office jobs 17%.

## Q8 · TRADE SCHOOL OVER COLLEGE

### Would you pick trade school over college today?



YES (net): 48.86%. Among current college students: 35%.

## Q9 · FINANCIAL STABILITY BY 30

### Which path is most likely to create financial stability by age 30?



Trades lead the four-year degree by +10.5 points.

## Q10 · IS A DEGREE WORTH THE COST

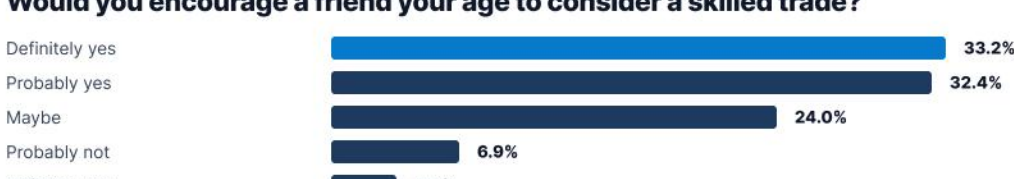
### Is a four-year degree worth the cost for someone your age today?



WORTH IT (net): 48.86% · NOT WORTH IT (net): 29.03%.

## Q11 · ENCOURAGE A FRIEND

### Would you encourage a friend your age to consider a skilled trade?



YES (net): 65.53%, the lead headline finding (reported as 66%).

## Q12 · RESPECT TRENDING UP

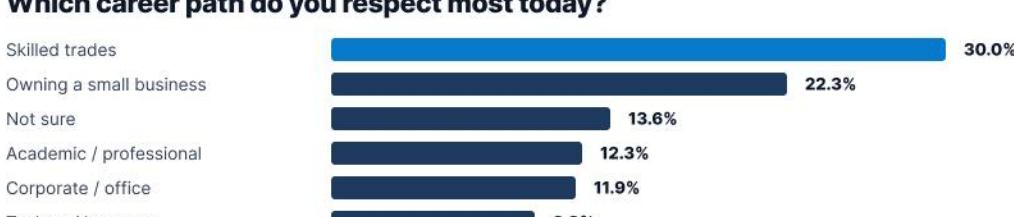
### Do people your age respect skilled trades more now than a few years ago?



YES (net): 70.17%.

## Q13 · MOST-RESPECTED CAREER

### Which career path do you respect most today?



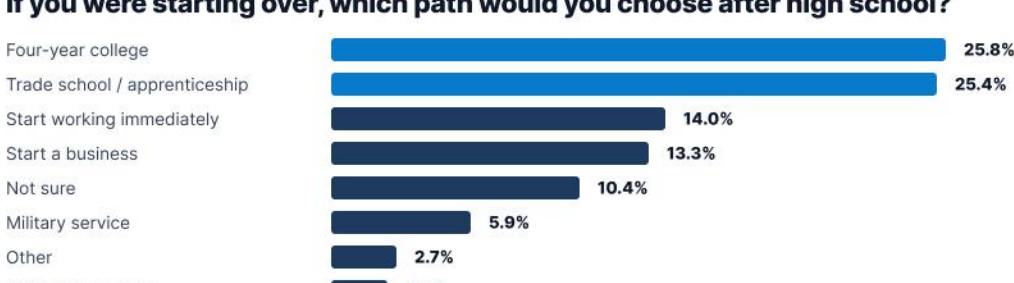
## Q14 · KNOW A STRUGGLING GRAD

### Do you personally know someone with a college degree who is struggling financially?



## Q15 · IF STARTING OVER

### If you were starting over, which path would you choose after high school?



College and trade school finish in a statistical tie (26% vs 25%).

## RESPONDENT METADATA

### Who took the survey

<b>Device</b>	iOS 70.1% · Android 24.1% · Mac 2.7% · Windows 2.5%
<b>Gender</b>	Male 51.4% · Female 48.6% (n = 1,061)
<b>Household income</b>	66% under \$50K
<b>Top regions</b>	South Atlantic 23.7% · W. South Central 14.5% · E. North Central 14.0%

Source: SimplyWise Trades & Technology Index (June 2026). N = 1,140 U.S. adults ages 18-29. Fielded May 2026 via SurveyMonkey Audience. Non-probability, opt-in sample; results are directional. Percentages may not sum to 100%.